




VOGUE


: Zenith™



A vibrant, high-angle photograph of a woman and a child splashing water in a swimming pool. The woman, in the center, is wearing a white tank top and has a joyful expression, her face wet with water. To her left, a child in a red swimsuit is also splashing. To her right, another child is visible, smiling. The water is bright blue and filled with white splashes, creating a sense of movement and fun. The background is a clear, bright blue sky.

**• half a century
of family fun!**

Quality and innovation have made Vogue a world-renowned name in the global aboveground pool industry. With many years in the business, our enthusiasm for great pools and summer adventure is as strong as ever – and we demonstrate it with every pool we make!



∴ **what will you
be doing this
summer?**

How about...

chatting with friends in the shade

hot dogs grilling on the barbecue

joining in water games with the kids

soaking up the sun on a floating lounge

taking an evening dip in the pool...

With a Vogue outdoor pool, your
backyard will be the place to be
this summer!

∴ Zenith™

Thanks to an efficient assembly method, superior materials and renowned durability, Zenith is the ultimate in steel pools!

12' (3.66 m) 15' (4.57 m)
18' (5.49 m) 21' (6.40 m)
24' (7.32 m) 27' (8.23 m)
30' (9.14 m)

12' x 23' (3.66 m x 7.11 m)
15' x 30' (4.57 m x 9.14 m)
18' x 33' (5.49 m x 10.16 m)



Oval pool with invisible supports



Tuscany wall ∴ ∴ y.e.s.

Wall height: 52" (1.32 m)

The wall is available in shades of clay for all models and sizes. It is protected by a resin-based paint called Resin Shield, which provides an extra layer of resistance against corrosion.

Yard Extender System

Our oval pools come with the Yard Extender System, a series of practically invisible lateral supports that you place in the ground. It is a must for anyone who wants to make the most of their yard – and their pool!

⚡ amazing durability!

The Zenith's steel structure is entirely protected by a variety of finishes. These optimize its resistance to corrosion while preventing condensation between the liner and the wall – ensuring a long, solid life for your pool.



⚡ structure

7-inch top ledge

Ledge cover made from Synpro™ resin

- Rounded corners and a design that hides screws


- Never chips or discolors

5-inch fully supportive upright



⚡ corrugation

- A rippled finish lets the wall resist both water pressure and external shocks



⚡ wall joint

- Computer-designed wall joint ensures better resistance to water pressure
- Wall reinforced with steel bars
- Oversized bolts augment stability



⚡ Vog-lok™ system

- Pre-grooved parts to make screw installation easy
- Screws lock in place to maintain structural integrity
- Concept exclusive to Vogue





VOGUE

WORLD-RENOWNED INNOVATIVE ABOVEGROUND POOLS

Trendium Pool Products Inc.

7050 St-Patrick Street, LaSalle, Quebec CANADA H8N 1V2

The purchase of an aboveground pool provides years of pleasure and fun, but it also involves water safety. Although we cannot supply a full-time lifeguard, we strongly recommend that you implement the following safety rules. These will help provide a pleasant atmosphere for you and your family.

- NEVER jump or dive in an aboveground pool.
- Maintain constant adult supervision when children are in or near any body of water.
- Read all of the safety, installation and maintenance information contained in your pool's instruction manual and water safety brochure before you start installing your pool.
- Ask your city about any specific rules and regulations that apply to aboveground pools.
- Follow your instruction manual and maintenance instructions.
- Never remove applied or posted safety stickers or signs from your pool or pool area.
- Barriers to prevent unsupervised access, especially by young children, should be built, installed and checked on a regular basis to ensure they are in good working order.
- Inspect your pool, barriers, alarms, and other related equipment on a regular basis in order to ensure they are in good working order and that they are safe.

Your pool's installation, maintenance and safety manuals contain detailed tips and recommendations. They must be read, followed and applied on a regular basis, as they will prevent unnecessary accidents and will ensure many summers of pleasant and safe family fun.

SWIM SAFELY AND STAY SAFE



Printed in Canada • Manufactured by Trendium Pool Products Inc. • The dimensions, weights, illustrations and other specifications are approximate. • The company reserves the right to modify and/or discontinue without notification any feature in any pool model.

© Copyright 2010, Trendium Pool Products Inc. • B200-41A 02/10

www.voguepools.com

Your authorized Vogue dealer is:




APSP
The Association of
Pool & Spa Professionals™
MEMBER



VOGUE

Discovery™

With a complete blow-molded resin structure created with computer assisted design, the Discovery pool solidifies the relationship between elegance and innovative simplicity.



12' (3.66 m) 15' (4.57 m)
18' (5.49 m) 21' (6.40 m)
24' (7.32 m) 27' (8.23 m)



12' x 23' (3.66 m x 7.11 m)
15' x 30' (4.57 m x 9.14 m)





Discovery™ — Avantgarde 52" (1.32 m)

Added to its modern charms and soft curves is an unparalleled strength – due, among other things, to the perfect fit of all the pieces and the Vogue team's engineering ingenuity.



Oval pool with invisible supports



y.e.s.

Yard Extender System

Invisible lateral supports on oval pools. For anyone who wants to make the most of their yard – and their pool!


EZ-LOCK system

- A system where the assembling piece is the tool
- Fast and easy installation
- Airtight after proper adjustment




top ledge

- Modular assembly for an exact fit
- Integrated ledge cover
- Curved internal rib adjustable to all types of liner stability



tacking system

Less warping under weight thanks to the welding of the top and bottom sections.



upright

- Screwless, monocoque system¹
- Modern and innovative style

1. For round structures only.




indexing system

- System² reinforces structural stability
- Parts assemble for perfect cohesion
- Pins can be inserted at anchor points for the appropriate pool dimensions

2. U.S. Patent 6,412,122 and other patents pending, international applications designating Canada, France, and other countries pending.

bottom wall channel

- Smooth, undulated shape increases pool strength
- Rust-proof rail and built-in drainage slot prevent wall corrosion
- Wall clip permits stability with ground changes



slide-in joiner plate

- Joiner plates slide in quickly and effortlessly due to advanced upright design
- No screws required
- Plates are engineered not to move after assembly, providing maximum resistance to water pressure

base crown

A double-lock system around the base of the uprights provides increased strength and solidity, as well as double protection that keeps joiner plates fixed and firm.

www.voguepools.com

water safety

The purchase of an aboveground pool provides years of pleasure and fun, but it also involves water safety. Although we cannot supply a full-time lifeguard, we strongly recommend that you implement the following safety rules. These will help provide a pleasant atmosphere for you and your family.

- NEVER jump or dive in an aboveground pool.
- Maintain constant adult supervision when children are in or near any body of water.
- Read all of the safety, installation, and maintenance information contained in the instruction manual and Water Safety brochure before you start installing your pool.
- Ask your city about any specific rules and regulations that apply to aboveground pools.
- Follow the instruction manual and maintenance instructions.

- Never remove applied or posted safety stickers or signs from your pool or pool area.
- Barriers to prevent unsupervised access, especially by young children, should be built, installed and checked on a regular basis to ensure they are in good working order.
- Inspect your pool, barriers, alarms, and other related equipment on a regular basis in order to ensure they are in good working order and that they are safe.

The installation, maintenance and safety manual contains detailed tips and recommendations. They must be read, followed and applied on a regular basis, as they will prevent unnecessary accidents and will ensure many summers of pleasant, safe family fun.

SWIM SAFELY AND STAY SAFE

